








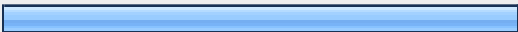

Bowling Green Township_Comprehensive Plan_Community Survey

1. Should Bowling Green Township maintain its rural atmosphere?			
		Response Percent	Response Count
YES		94.6%	159
NO		5.4%	9
<i>answered question</i>			168
<i>skipped question</i>			0




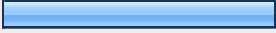

2. If you selected yes for question 1, how should this be achieved? (Check all that apply.)			
		Response Percent	Response Count
Township zoning to limit residential growth.		51.6%	82
Township zoning to limit commercial growth.		56.0%	89
Parks, wildlife preserves, and other open spaces.		45.9%	73
Preservation of farmland.		73.0%	116
Other. (If other is selected go to question 3)		7.5%	12
<i>answered question</i>			159
<i>skipped question</i>			9

3. If "other" WAS selected in question 2, please describe below. If "other" was NOT selected please skip question 3 and go to question 4.	
	Response Count
	13
<i>answered question</i>	13
<i>skipped question</i>	155

4. Are you aware that Bowling Green Township currently has zoning regulations?

	Response Percent	Response Count
YES 	78.2%	129
NO 	21.8%	36
<i>answered question</i>		165
<i>skipped question</i>		3

5. How should Bowling Green Township plan for the development along National Road (U.S. Route 40)? (Check all that apply.)

	Response Percent	Response Count
Encourage development along the entire stretch of National Road? 	19.4%	32
Focus future development near I-70 and Route 40 in Brownsville? 	35.8%	59
Encourage full on and off ramps at I-70? 	41.2%	68
No further development? 	41.2%	68
Other? (If other is selected, go to question 6.) 	4.8%	8
<i>answered question</i>		165
<i>skipped question</i>		3

6. If "other" WAS selected in question 5, please describe below. If other was NOT selected skip question 6 and go to question 7.

	Response Count
	8
<i>answered question</i>	8
<i>skipped question</i>	160

**7. Do you support the development of commercial business as a way to increase the tax base for the township?
[Please indicate if you would like to see the following types of commercial development to occur in Bowling Green Township by placing a checkmark under the appropriate statement.]**

	YES	NO	Response Count
Home Occupations: (ex. Day Care, Kennels)	69.7% (101)	30.3% (44)	145
Retail Businesses:	47.6% (69)	52.4% (76)	145
Service Businesses: (ex. Barber/Beauty Salon)	63.6% (91)	36.4% (52)	143
Retail Mega Stores: (ex. Target, Meijer, Sam's Club)	18.1% (26)	81.9% (118)	144
Mom and Pop Stores:	81.1% (116)	18.9% (27)	143
Restaurants:	65.6% (99)	34.4% (52)	151
Professional Offices:	39.2% (56)	60.8% (87)	143
Excavation and Building:	32.4% (46)	67.6% (96)	142
Refuse Collector:	21.7% (30)	78.3% (108)	138
Warehouse and Distribution:	23.4% (34)	76.6% (111)	145
Other (Select "YES" to comment and select "NO" to NOT comment. If YES is selected for "other", go to question 8.)	15.9% (10)	84.1% (53)	63
		<i>answered question</i>	159
		<i>skipped question</i>	9

8. If "YES" was selected for "other" in question 7, please describe below. If "NO" was selected for "other" in question 7 please skip question 8 and go to question 9.

	Response Count
	11
	<i>answered question</i>
	11
	<i>skipped question</i>
	157

9. Future land use plans can be used to protect certain features of the Township. How do you feel about private property owner rights concerning the following? [For each topic, please place a checkmark under the statement that best reflects your opinion.]

	Preserving the feature is most important!	Neutral!	Preserving property rights is most important!	Response Count
Protection of existing forests:	53.7% (87)	11.7% (19)	34.6% (56)	162
Preservation of well water quality:	72.7% (120)	2.4% (4)	24.8% (41)	165
Protection of rural atmosphere and farmland:	59.5% (97)	10.4% (17)	30.1% (49)	163
Protection of air quality:	69.3% (113)	11.0% (18)	19.6% (32)	163
Protection of ground water supply:	72.4% (118)	6.1% (10)	21.5% (35)	163
			<i>answered question</i>	166
			<i>skipped question</i>	2

10. How concerned are you about the following development changes? [For each topic please place a checkmark under the statement that best reflects your opinion.]

	Very concerned!	Somewhat Concerned!	Not concerned!	Response Count
Increased car/truck traffic:	43.8% (70)	38.1% (61)	18.1% (29)	160
Road frontage lot split into building lots:	50.0% (81)	34.6% (56)	15.4% (25)	162
Business development:	41.4% (67)	36.4% (59)	22.2% (36)	162
Industrialized mega-farms:	53.1% (85)	21.9% (35)	25.0% (40)	160
Home businesses:	12.4% (20)	28.0% (45)	59.6% (96)	161
High density housing:	71.3% (114)	20.6% (33)	8.1% (13)	160
Disabled vehicles and unkempt property:	51.2% (83)	29.0% (47)	19.8% (32)	162
Cell towers:	16.5% (26)	42.4% (67)	41.1% (65)	158
Alternative energy: (ex. wind turbines, solar)	14.1% (21)	26.2% (39)	59.7% (89)	149
Other: (If "other" is selected by placing a checkmark under "Very Concerned" or "Somewhat Concerned" please go to question 11. If you do not have another option, please select "Not Concerned" and continue with question 12.)	14.7% (5)	8.8% (3)	76.5% (26)	34
answered question				168
skipped question				0







11. If "other" was selected in question 10 by placing a checkmark under "Very Concerned" or "Somewhat Concerned", please describe below. If "Not Concerned" was selected for question 10, skip question 11 and go to question 12.

	Response Count
	9
<i>answered question</i>	9
<i>skipped question</i>	159

12. If more housing developments were to occur, what type of development would you prefer? [For each topic please place a checkmark under the statement that best reflects your opinion.]

	Agree!	Disagree!	No Opinion!	Response Count
Single family housing is needed:	54.7% (87)	26.4% (42)	18.9% (30)	159
Two-family housing is needed:	7.6% (12)	77.8% (123)	14.6% (23)	158
Multi-family housing is needed: (more than two families)	6.3% (10)	86.1% (136)	7.6% (12)	158
Condominium housing is needed:	16.9% (26)	70.1% (108)	13.0% (20)	154
Senior housing is needed:	38.8% (59)	38.2% (58)	23.0% (35)	152
Rental housing is needed:	12.3% (19)	74.0% (114)	13.6% (21)	154
None, the housing supply is adequate:	53.6% (60)	18.8% (21)	27.7% (31)	112
			<i>answered question</i>	167
			<i>skipped question</i>	1

13. How many complete years has your immediate family (husband, wife, children or single person) lived in Bowling Green Township? This may not necessarily be the number of years in your current home if you have moved within Bowling Green Township. [Please select one for the person completing the survey.]

	Response Percent	Response Count
Less than 5 years 	11.9%	20
5 to 10 years 	14.3%	24
10 to 19 years 	33.3%	56
20 to 39 years 	25.6%	43
40 to 60 years 	10.1%	17
over 60 years 	4.8%	8
answered question		168
skipped question		0



14. How many members of your household work in the following geographic areas? [Place a checkmark under the number for each geographic area that applies.]

	None	One	Two	Three	Four	Five	Six	Greater than six.	Response Count
Bowling Green Township:	88.0% (103)	9.4% (11)	2.6% (3)	0.0% (0)	0.0% (0)	0.0% (0)	0.0% (0)	0.0% (0)	117
Newark/Granville/Heath:	45.7% (59)	42.6% (55)	9.3% (12)	2.3% (3)	0.0% (0)	0.0% (0)	0.0% (0)	0.0% (0)	129
Elswhere in Licking County:	67.9% (76)	26.8% (30)	4.5% (5)	0.9% (1)	0.0% (0)	0.0% (0)	0.0% (0)	0.0% (0)	112
Franklin County:	48.7% (56)	39.1% (45)	12.2% (14)	0.0% (0)	0.0% (0)	0.0% (0)	0.0% (0)	0.0% (0)	115
Zanesville/Muskingum County:	83.2% (84)	13.9% (14)	3.0% (3)	0.0% (0)	0.0% (0)	0.0% (0)	0.0% (0)	0.0% (0)	101
Retired:	55.9% (66)	29.7% (35)	14.4% (17)	0.0% (0)	0.0% (0)	0.0% (0)	0.0% (0)	0.0% (0)	118
Unemployed:	74.4% (61)	24.4% (20)	1.2% (1)	0.0% (0)	0.0% (0)	0.0% (0)	0.0% (0)	0.0% (0)	82
Other: [For "other" select "none" if there is NOT another geographic area. If there is another geographic area, place a check under the appropriate number of individuals that work there and go to question 15.]	63.2% (12)	36.8% (7)	0.0% (0)	0.0% (0)	0.0% (0)	0.0% (0)	0.0% (0)	0.0% (0)	19
answered question									162
skipped question									6







15. If you selected anything other than "none" under question 14, please name the area in the space provided below. If you selected "none" under question 14, go to question 16.

	Response Count
	33
answered question	33
skipped question	135

16. Do you operate a full-time or part-time farm? [If you answer "YES", go to question 17, if you answer "NO", go to question 18.]

	Response Percent	Response Count
YES 	21.0%	33
NO 	79.0%	124
<i>answered question</i>		157
<i>skipped question</i>		11

17. If you are involved in agriculture in Bowling Green Township, how many acres do you farm in Bowling Green Township? [If you answered "YES" in question 16, place a checkmark next to the range that best represents the number of acres you farm. If you answered "NO" in question 16, skip question 17 and go to question 18.]

	Response Percent	Response Count
10 acres or less: 	26.2%	11
11 to 50 acres: 	42.9%	18
51 to 100 acres: 	11.9%	5
101 to 200 acres: 	14.3%	6
200 to 500 acres: 	2.4%	1
More than 500 acres: 	2.4%	1
<i>answered question</i>		42
<i>skipped question</i>		126

18. What are some positive and negative aspects of living in Bowling Green Township? [Type your response in the space provided below.]

	Response Count
	81
<i>answered question</i>	81
<i>skipped question</i>	87

19. Please rate the quality of the following services: [For each topic please place a checkmark under the statement that best reflects your opinion.]

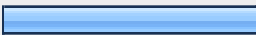


	Excellent	Good	Fair	Poor	Don't Know or No Opinion.	Response Count
Township road maintenance:	11.4% (18)	51.3% (81)	20.3% (32)	10.1% (16)	7.0% (11)	158
County road maintenance:	13.3% (21)	54.4% (86)	24.7% (39)	3.8% (6)	3.8% (6)	158
Snow removal:	19.5% (31)	46.5% (74)	18.2% (29)	13.8% (22)	1.9% (3)	159
Culvert repair:	8.9% (14)	37.3% (59)	22.8% (36)	8.2% (13)	22.8% (36)	158
Road safety: (Visibility/Speed)	10.5% (16)	47.7% (73)	25.5% (39)	12.4% (19)	3.9% (6)	153
Zoning enforcement:	3.2% (5)	25.2% (39)	21.9% (34)	14.8% (23)	34.8% (54)	155
Emergency Services (EMS):	9.5% (15)	45.6% (72)	17.1% (27)	5.1% (8)	22.8% (36)	158
Fire protection:	10.2% (16)	43.3% (68)	17.8% (28)	3.2% (5)	25.5% (40)	157
Law enforcement:	4.6% (7)	41.4% (63)	25.0% (38)	7.2% (11)	21.7% (33)	152
Internet services:	11.7% (18)	39.0% (60)	14.9% (23)	20.1% (31)	14.3% (22)	154
Township government:	7.8% (12)	30.1% (46)	24.8% (38)	20.3% (31)	17.0% (26)	153
Home water supply:	25.0% (39)	53.2% (83)	9.6% (15)	4.5% (7)	7.7% (12)	156
Septic systems:	22.1% (34)	53.2% (82)	12.3% (19)	3.2% (5)	9.1% (14)	154
					answered question	161
					skipped question	7

20. Do you have any suggestions for improvement for any of the items listed? [Please type your comments in the space provided below.]




	Response Count
	37
	answered question
	37
	skipped question
	131

21. Would you support a centralized water and sewer system in one of the following areas?			
	YES	NO	Response Count
Brownsville only:	26.9% (35)	73.1% (95)	130
All of Bowling Green Township:	20.4% (30)	79.6% (117)	147
Other specific area: (ex. Loan Oak, Dogwood lakes, Carmel Court.) [If you have another opinion, please select "YES" for "Other specific area" and go to question 22. If you have no other opinion please select "NO" for "Other specific area and go to question 23"]	20.0% (21)	80.0% (84)	105
			answered question 161
			skipped question 7

22. If "YES" was selected for "Other specific areas" in question 21, please describe below. If "NO" was selected for "Other specific areas" in question 21, please go to question 23.		Response Count
		14
		answered question 14
		skipped question 154

23. Would you support a new Fire Station?			Response Percent	Response Count
YES			38.0%	62
NO			24.5%	40
NOT SURE			37.4%	61
			answered question	163
			skipped question	5


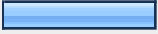

24. Is preserving historical sites important to you?

	Response Percent	Response Count
YES 	73.3%	121
NO 	10.9%	18
NOT SURE 	15.8%	26
answered question		165
skipped question		3

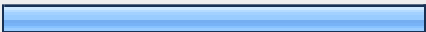



25. What improvements, if any, would you like to see made in Bowling Green Township? [Please type your comments in the space provided below.]

	Response Count
	48
answered question	48
skipped question	120



26. Would you like to see a periodic township newsletter?

	Response Percent	Response Count
YES 	55.6%	90
NO 	22.8%	37
NOT SURE 	21.6%	35
answered question		162
skipped question		6

27. What is the best way to provide information to township residents? [Please select one.]

	Response Percent	Response Count
Mail 	64.0%	103
Newspaper 	8.7%	14
Internet 	18.6%	30
Township meeting 	8.7%	14
<i>answered question</i>		161
<i>skipped question</i>		7

28. Are you aware of the Bowling Green Township website www.bowlinggreentwp.org?

	Response Percent	Response Count
YES 	47.8%	77
NO 	52.2%	84
<i>answered question</i>		161
<i>skipped question</i>		7

29. Do you have any other issues that have not been addressed? [If you have further concerns, please describe them in the area provided below.]

	Response Count
	23
<i>answered question</i>	23
<i>skipped question</i>	145